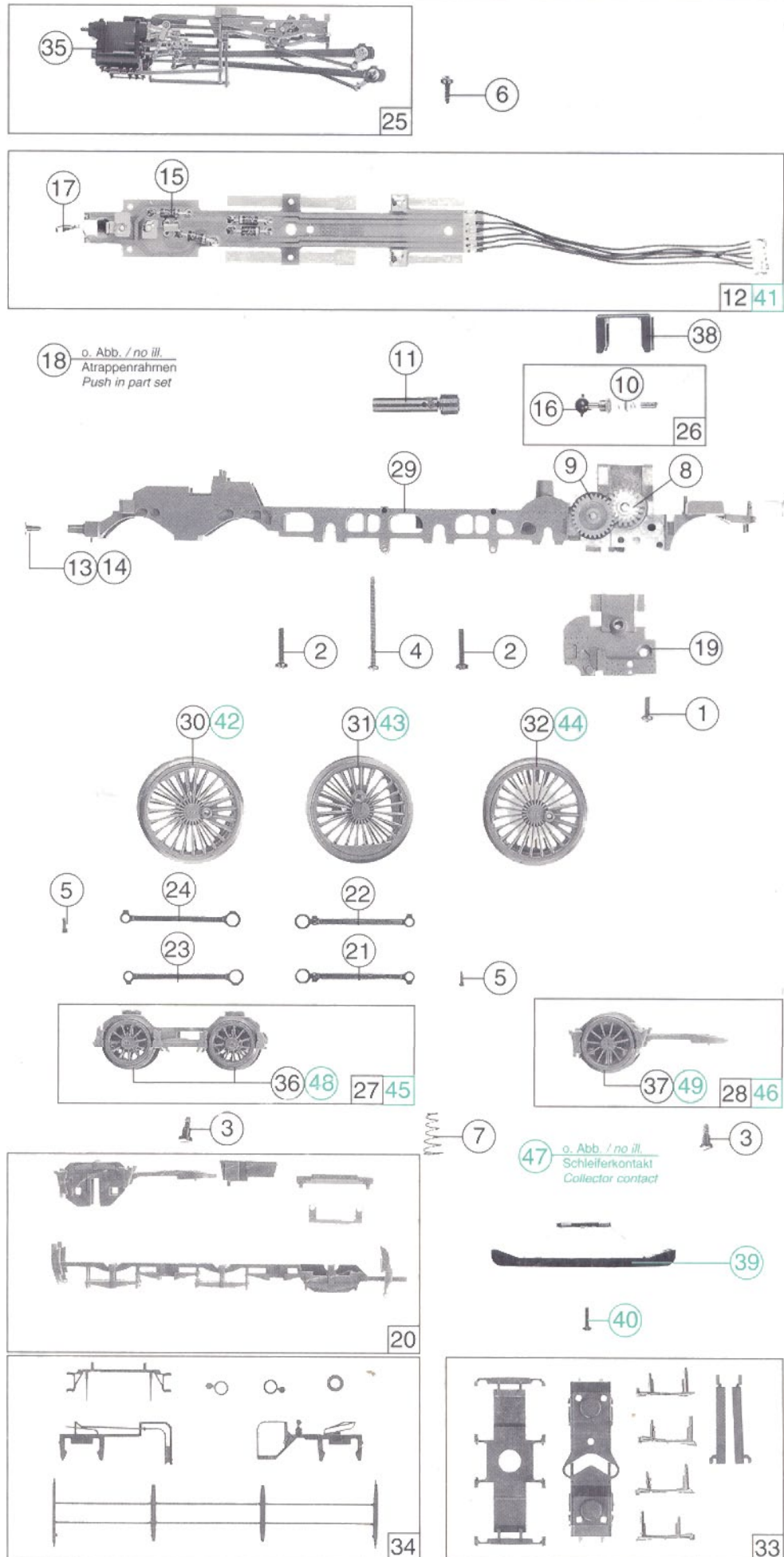
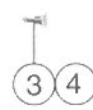


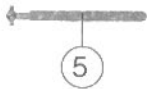
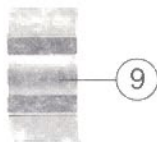
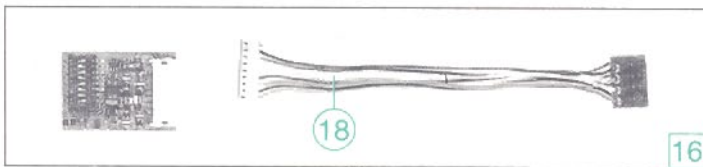
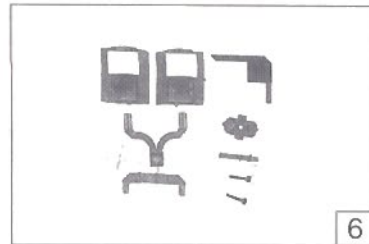
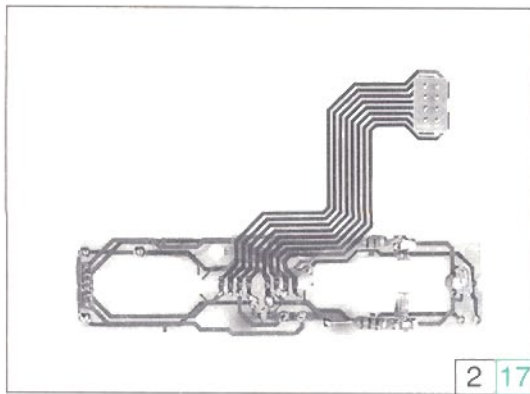


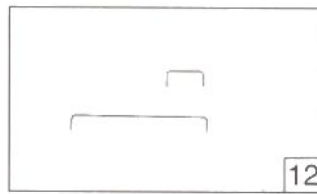



Pos. Nr.	Text	Art.-Nr.	Preisgruppe
1	Schraube 2,2 x 9,5 Screw 2,2 x 9,5	85799	2
2	Führerhaus Driver cab	108250	35
3	Umlaufblech kpl. Gangway ass.	108251	45
4	Teilesatz Part set	108252	18
5	Teilesatz Part set	108255	20
6	Drahtstange Switch rod	108256	4
7	Kessel kpl. Betr. Nr. 18 201 Boiler ass. Betr. No. 18 201	108257	79
8	Teilesatz Part set	108270	29
9	Steckteilesatz Push in part set	108271	17
10	Lokpfeife Loco whistle	108274	6
11	Teilesatz Part set	108283	15
12	Leitungssatz Push in part set	108285	15
13	Teilesatz Part set	108286	14
14	Drahtstangensatz Switch Mod-set	108287	31
15	Sandrohrsatz Sandcase set	108562	15
16	Federbügel Spring clip	108589	3
17	Bolzen Pin	108590	3


Pos. Nr.	Text	Art.-Nr.	Preis-gruppe
1	Schraube M 2 x 4 <i>Screw M 2 x 4</i>	85670	2
2	Schraube M 2 x 8 <i>Screw M 2 x 8</i>	85674	2
3	FK-Schraube <i>Screw</i>	85756	2
4	Schraube M 2 x 25 <i>Screw M 2 x 25</i>	85759	3
5	Ansatzschraube 1,4 x 3,2 / 1,1 <i>Screw 1,4 x 3,2 / 1,1</i>	85764	2
6	Schraube 2,2 x 6,5 <i>Screw 2,2 x 6,5</i>	85800	2
7	Druckfeder <i>Spring</i>	86271	3
8	Schnecken Zahnrad <i>Gear</i>	86413	4
9	Zahnrad Z=28 <i>Gear Z=28</i>	86517	2
10	Schnecke m=0,5 <i>Worm m=0,5</i>	86702	5
11	Kardanhülse <i>Cardan bearing</i>	87074	4
12	Lokplatine kpl. <i>Printed circuit ass.</i>	87871	51
13	Puffer gewölbt bedruckt <i>Buffer voulted</i>	88629	4
14	Puffer flach bedruckt <i>Buffer flat</i>	88630	4
15	Diode <i>Diode</i>	89898	8
16	Kardankugel <i>Cardan ball</i>	95797	2
17	Drahtlampe <i>Light bulb</i>	106755	10
18	Atrappenrahmen klein <i>Push in part. set</i>	107808	3
19	Getriebedeckel <i>Gear cover</i>	108238	20
20	Teilesatz <i>Part set</i>	108239	23
21	Kuppelstange links hinten <i>Connecting rod left, rear</i>	108240	9
22	Kuppelstange rechts hinten <i>Connecting rod right, rear</i>	108241	9
23	Kuppelstange links vorne <i>Connecting rod left, front</i>	108242	9
24	Kuppelstange rechts vorne <i>Connecting rod right, front</i>	108243	9
25	Steuerung kpl. <i>Steering ass.</i>	108244	74
26	Schneckensatz kpl. <i>Worm set</i>	108246	24
27	Vorlaufgestell kpl. <i>Pilot frame ass.</i>	108247	34
28	Nachlaufgestell kpl. <i>Tail bogie ass.</i>	108248	28
29	Grundrahmen <i>Frame</i>	108266	30
30	Radsatz-Treibrad 1 <i>Wheelset 1</i>	108267	26
31	Radsatz-Treibrad 2 <i>Wheelset 2</i>	108268	26
32	Radsatz-Treibrad 3 <i>Wheelset 3</i>	108269	28
33	Teilesatz <i>Part set</i>	108272	21
34	Teilesatz <i>Part set</i>	108273	14
35	Zylinderblock <i>Cylinder block</i>	108280	20
36	Vorlaufradsatz <i>Pilot wheelset</i>	108281	14
37	Nachlaufradsatz <i>Tail wheelset</i>	108282	14
38	Schneckendeckel <i>Worm cover</i>	94707	3
39	Schleifer <i>Collector</i>	40064	-
40	Schraube M 1,6 x 12 <i>Screw M 1,6 x 12</i>	85763	2
41	Lokplatine kpl. <i>Printed circuit ass.</i>	87875	43
42	Radsatz Treibrad 1 <i>Wheelset 1</i>	108306	26
43	Radsatz Treibrad 2 <i>Wheelset 2</i>	108307	26
44	Radsatz Treibrad 3 <i>Wheelset 3</i>	108308	28
45	Vorlaufgestell kpl. <i>Pilot frame ass.</i>	108309	34
46	Nachlaufgestell kpl. <i>Tail bogie ass.</i>	108310	28
47	Schleiferkontakt <i>Collector contact</i>	108311	3
48	Vorlaufradsatz <i>Pilot wheelset</i>	108312	14
49	Nachlaufradsatz <i>Tail wheelset</i>	108313	14



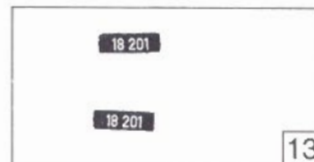
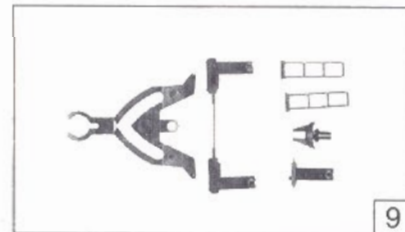


Pos. Nr.	Text	Art.-Nr.	Preisgruppe
1	Motor <i>Motor</i>	85128	57
2	Tenderplatine kpl. <i>Printed circuite</i>	87870	58
3	Puffer gewölbt bedruckt <i>Buffer voulted</i>	88629	4
4	Puffer flach bedruckt <i>Buffer flat</i>	88630	4
5	Kardanwelle <i>Cardan shaft</i>	106216	4
6	Teilesatz <i>Part set</i>	108249	25
7	Tendergehäuse kpl. Betr. Nr. 18 201 <i>Tender body Betr. No. 18 201</i>	108258	53
8	Steckteilesatz mit Kupplungshalter <i>Partset with coupling holder</i>	108259	20
9	Motorspange <i>Motor clamp</i>	108264	2
10	Drahtstange <i>Hand rail</i>	108275	2
11	Tendergrundrahmen <i>Tender lower part</i>	108279	30
12	Griffstangensatz <i>Handrail set</i>	108288	7
13	Griffstange <i>Handrail</i>	108591	3
14	Universal Kupplung <i>Universal-coupling</i>	89282	5
15	Tenderoberteil <i>Body of tender</i>	108600	34
16	Lokdecoder Motorola <i>Lokdecoder Motorola</i>	10739	-
17	Tenderplatine kpl. <i>Printed circuit ass.</i>	87873	50
18	Kabelbaum kpl. <i>Cable connector</i>	108044	26

Pos. Nr.	Text	Art.-Nr.	Pin-Gruppe
1	Halfringsatz <i>Traction tyre set</i>	85622	19
2	Zugfeder <i>Spring</i>	86208	2
3	Schneckenzahnrad <i>Gear</i>	86413	4
4	Zahnrad Z=21 G <i>Gear Z=21 G</i>	86414	4
5	Zahnrad Z=24 <i>Gear Z=24</i>	86516	2
6	Schraube 2 x 10 <i>Screw 2 x 10</i>	85675	2
7	Radsatz <i>Wheelset</i>	90454	16
8	Blende <i>Bogie frame</i>	94574	12
9	Steckteilesatz <i>Part set</i>	108261	15
10	Getriebesatz <i>Gear part set</i>	108262	18
11	Getriebeboden <i>Gear bottom</i>	108263	14
12	Radsatz mit Zahnrad und Halfringe <i>Wheelset with gear and traction tyre</i>	108265	20
13	Nummer tafelsatz <i>Loco number set</i>	108276	20
14	Zurüstbeutel <i>Bag with accessories</i>	108277	28
15	Tafelsatz <i>Number set</i>	108278	24
16	Feder <i>Spring</i>	86234	2
17	Halfringsatz <i>Traction tyre set</i>	85623	16
18	Radsatz <i>Wheelset</i>	108304	18
19	Radsatz mit Halfringen und Zahnrad <i>Wheelset with traction tyre and gear</i>	108305	20



2 o. Abb. / no ill.
Zugfeder
Spring



14 o. Abb. / no ill.
Zurüstbeutel
Bag with accessories

